

The Three Bears



Bear

Cross your arms in front of your chest with palms facing in and open and close your fingers like they are clawing.

cereal



[Action of scooping cereal from bowl to mouth]



Table

Right arm rests on left arm with fingers of each arm under or on top of the other elbow.



HOT

Place the fingers and thumb of the right C hand at the sides of the mouth, then quickly pivot the hand forward to the right.

Memory aid: Suggests removing hot food from the mouth.

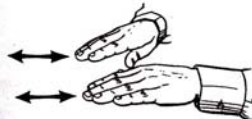
Example: It's too hot to work.

COLD, CHILLY, FRIGID, WINTER

Hold up both S hands in front of the chest and shake them.

Memory aid: Suggests a person shivering in the cold.

Example: It's too cold to go out.



WALK, STEP

Hold both flat hands in front with palms down; then imitate walking by moving each hand forward alternately.

Memory aid: Symbolizes the movement of feet.

Example: Please walk with me.



House

Both hands flat, palms facing each other with fingertips touching, represents the roof, then the hands pull back and down to make the walls.



Kitchen

An open right hand rests on an upturned left palm. Your right hand flips over and comes to rest with its back on the left palm (like flipping a pancake).



Chair

The right index and middle fingers are draped over the same two fingers of the left hand.



Bedroom

Right cheek rests in palm of right hand, then with both hands flat, one in front of the other, palms facing body, show the four sides of the room by moving each hand to the side.



LARGE, BIG, ENORMOUS, GREAT, HUGE, IMMENSE

Hold both *L* hands to the front with palms facing. Move them outward to the sides beyond the width of the body.

Memory aid: The initial and the distance placed between the hands indicate the meaning.


Example: He was carrying an enormous box.

SMALL, LITTLE (measure, size), TINY

Hold both flat hands to the front with palms facing; then move them closer to each other in short stages. **Note:** Compare *little*. **Alternatives** (not illustrated): (1) Extend the right index finger and thumb and slowly close the distance. (2) Place the right bent hand at chest level and move it up and down to indicate a short person.

Memory aid: The first two descriptions suggest decreasing space, while the third suggests a person's height.

Example: She bought a very small doll.



bed² n.



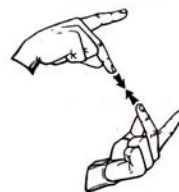
[Mime laying the head against a pillow]

PERFECT

Move the middle fingertips of both *P* hands together so that they touch. **Note:** Sometimes this sign can be used interchangeably with the sign for *exact*.

Memory aid: The letter *P*s meet perfectly.

Example: He plays the piano with perfect precision.



Scared

Both hands' fingers, placed side by side in front of chest, quickly open and come together trembling over the heart.



Window

Both "*B*" hands, right on top of left with palms facing your body, pull apart like opening a window.