

David Goes to School



No

The right index and middle fingers tap the thumb.



Sit

The right index and middle fingers are draped over the same two fingers of the left hand.



Focus

Both hands' fingers facing up and together are held at the side of your face and pulled straight out from the face.



Wait

With both hands in '5' position, with the right slightly behind the left, wiggle all fingers.



Play

Both hands held in 'Y' shape lightly twist back and forth simultaneously.



Finish

With '5' hands facing each other, swing around simultaneously and quickly to palm-out position.



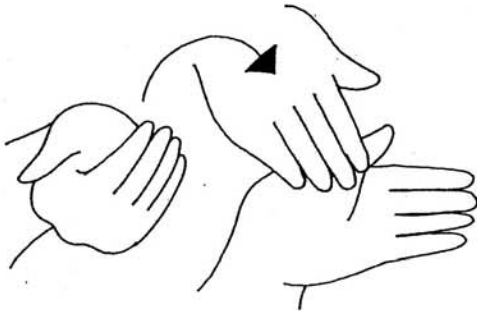
Quiet/Calm/Peaceful

Both hands are open and crossed before the mouth with palms facing opposite directions. Then both hands move outward to either side at the same time.



Toilet

"T" hand shaking.



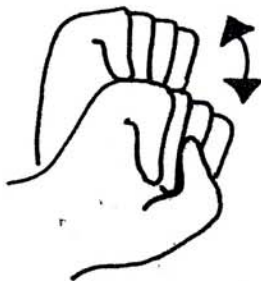
Again

With your left hand open in the "5" position and palm up, your right hand in the right-angle position, fingers pointing up, arch over, and fingers of right hand land in left palm.



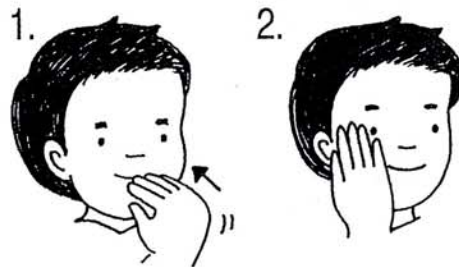
Thank You

A flat right hand with all four fingers held to lips moves a few inches forward.



Yes

Make a right "S" hand and have it nod like a head.



Home

With a right "O" hand place your fingers on your lips, then move to your right cheek (eat and sleep at home).